

## Fracture and Electrical Properties of Doped Ceria Ceramics for SOFC Electrolytes under High Temperature Conditions

K. Sato, A. Morito, T. Hashida

Fracture and Reliability Research Institute, Graduate School of Engineering, Tohoku University  
Aza-Aoba 01, Aramaki, Aoba-ku,  
Sendai 980-8579, JAPAN

H. Yugami

Graduate School of Engineering, Tohoku University  
Aza-Aoba 01, Aramaki, Aoba-ku,  
Sendai 980-8579, JAPAN

A. Atkinson

Department of Materials, Imperial College,  
London SW7 2BP, UK

The influences of the sintering additive content of rare-earth oxide on mechanical and electrical properties of ceria ceramics were investigated by small specimen technique and AC impedance method.

Rare-earth oxide doped ceria powder with a composition of  $(\text{CeO}_2)_{1-x}(\text{RO}_{1.5})_x$  ( $\text{R} = \text{Y}, \text{Gd}, \text{Sm}, x=0, 0.10, 0.15, 0.20, 0.30, 0.40$  and  $1.0$ ) were synthesized from  $\text{CeO}_2$ ,  $\text{Y}_2\text{O}_3$ ,  $\text{Gd}_2\text{O}_3$  and  $\text{Sm}_2\text{O}_3$  by a co-precipitation method. The powders were then pressed into disks ( $\phi 12 \times 1.0\text{mm}$ ) using a die press made of a hard metal at  $50\text{MPa}$ , followed by isostatic press at  $120\text{MPa}$ . The disks were then sintered in atmospheric condition at  $1500^\circ\text{C}$  for 5h. Specimens were polished with Emery paper (#4000). After polishing, the specimens were annealed at  $1000^\circ\text{C}$  for 3h to remove the induced residual stresses. The specimen densities of the sintered bodies were measured by the Archimedes method. The doped ceria ceramics with  $\text{Y}_2\text{O}_3$ ,  $\text{Gd}_2\text{O}_3$  and  $\text{Sm}_2\text{O}_3$  are designated by YDC, GDC and SDC, respectively.

The mechanical properties of the sintered bodies, the Young's modulus and fracture stress were measured by a small punch (SP) testing method<sup>1)</sup> using miniaturized disk specimens. The punch and specimen holder, designed for SP tests, are shown in Figure 1.

The test specimens used in this study had a relative density of  $99 \pm 0.2\%$  and an average grain size of  $1.2 \sim 2.5\mu\text{m}$  for YDC, GDC, and SDC (Pure ceria  $4.1\mu\text{m}$ ). Figure 2 summarizes the fracture strength of the doped ceria ceramics determined using the SP method. All the doped ceria ceramics gives lower fracture stress values than that of the pure ceria within the range of the dopant content used in this study. In the case of the SDC,  $\sigma_{\text{SP}}$  appears to decrease as the dopant content is increased and give a minimum value at the dopant content of 20mol%. The YDC and GDC show a similar trend and give a minimum  $\sigma_{\text{SP}}$  value at the dopant content of 15mol. Thus, the strength reduction induced by the doping may be due to the increased concentration of oxygen vacancies. Fracture strength usually increases with the decreasing grain size. However, the fracture strength shows a minimum value approximately for the range of the smallest grain size (10~20mol% dopant). It appears that the influence of the increased oxygen vacancies override strengthening effect due to the finer grain size.

Figure 3 shows the effect of testing temperature on the Young's modulus  $E_{\text{SP}}$  and fracture stress  $\sigma_{\text{SP}}$  for 10YDC. All specimens tested up to  $800^\circ\text{C}$  exhibited a linear elastic brittle fracture, without significant nonlinear load - displacement response. It can be seen that the  $E_{\text{SP}}$  and  $\sigma_{\text{SP}}$

decrease linearly as a function of testing temperature. Both the mechanical properties shows an approximately 30% reduction with respect to the room temperature value.

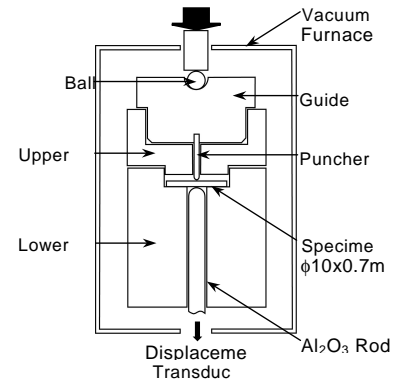


Fig.1 Schematic illustration of Small Punch testing method.

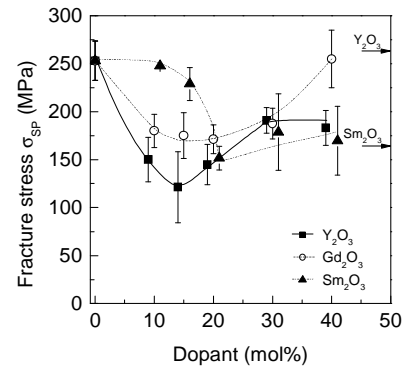


Fig.2 Fracture stress  $\sigma_{\text{SP}}$  of  $(\text{CeO}_2)_{1-x}(\text{RO}_{1.5})_x$  as a function of the dopant content

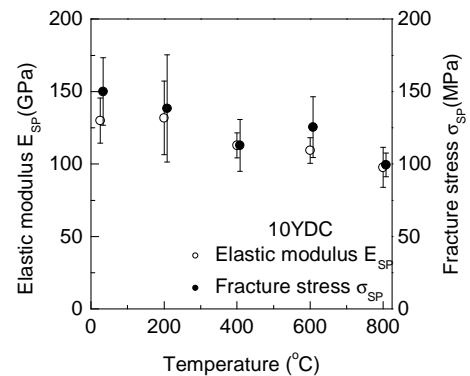


Fig.3 Young's modulus  $E_{\text{SP}}$  and Fracture stress  $\sigma_{\text{SP}}$  of 10YDC as a function of the testing temperature.